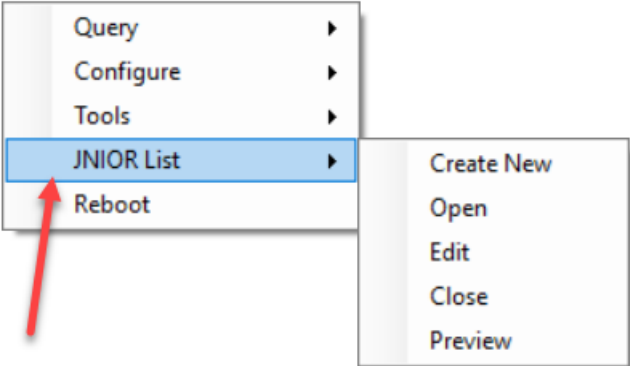
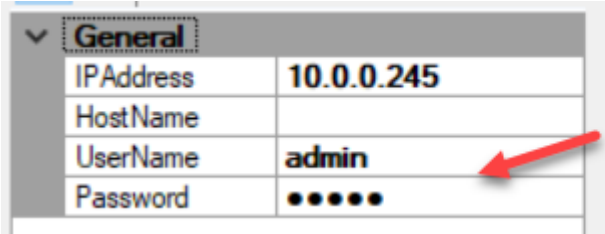
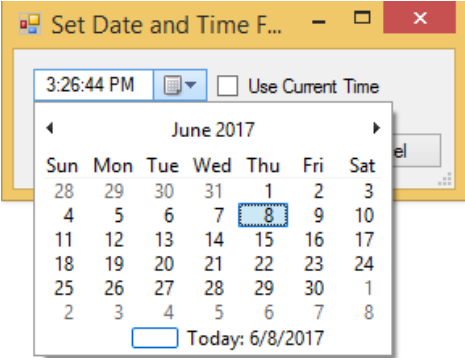


JNIOR Support Tool Release Notes

Version	Comments
7.10.715.1351	<p>RELEASED to the website July 15, 2020</p> <p>NOTE: This version or later <u>IS REQUIRED</u> with JNIOR Series 4 JANOS Operating System <u>version 1.6.3 or greater</u>.</p> <p>! Corrected an issue where the Update Available notification was always being shown.</p>
7.10.603.1410 3 June 2020	<p>RELEASED to the website June 3, 2020</p> <p>NOTE: This version or later <u>IS REQUIRED</u> with JNIOR Series 4 JANOS Operating System <u>version 1.6.3 or greater</u>.</p> <p>! Corrected an issue where opening an update project would encounter a non-empty temp folder.</p> <ul style="list-style-type: none">+ Added the ability to open multiple Device files+ Added the ability to open multiple Macro files+ Added the ability to open multiple Update Projects
7.9.515.1153 15 May 2019	<p>RELEASED to the website May 25, 2019</p> <p>NOTE: This version or later <u>IS REQUIRED</u> with JNIOR Series 4 JANOS Operating System <u>version 1.6.3 or greater</u>.</p> <p>! Corrected an issue the prevented the Support Tool from opening on machines where the support tool was installed for the first time. The C:\INTEG\JNIOR Support Tool directory was not getting created.</p> <ul style="list-style-type: none">+ Added selection for Barco Series 4 Projector
7.8 25 Feb 2019	<p>NOTE: This version or later <u>IS REQUIRED</u> with JNIOR Series 4 JANOS Operating System <u>version 1.6.3 or greater</u>.</p> <p>! Adjusted timeout settings on macro and device updates</p>
7.7 9 Jan 2019	<p>NOTE: This version or later <u>IS REQUIRED</u> with JNIOR Series 4 JANOS Operating System <u>version 1.6.3 or greater</u>.</p> <p>! Minor bug fixes</p>
7.6 22 Aug 2018	<p>NOTE: This version or later <u>IS REQUIRED</u> with JNIOR Series 4 JANOS Operating System <u>version 1.6.3 or greater</u>.</p> <p>! Minor bug fixes</p>

Version	Comments
<p>7.5.518.1209 18 May 2018</p>	<p>RELEASED to the website May 25, 2018</p> <p>NOTE: This version or later <u>IS REQUIRED</u> with JNIOR Series 4 JANOS Operating System <u>version 1.6.3 or greater</u>.</p> <p>+ Added Select/Deselect All checkbox on the Logs tab when viewing the list of available logs to aggregate</p> <p>! Corrected an issue with saving the Devices and Macro files where you were asked two times for the file name.</p> <p>! Corrected an issue with the Macro Execution tool not properly recognizing when the cinema program is not running</p> <p>! Changed the words spoken when the Update project completes back to “success”</p>
<p>7.4.417.1208 17 April 2018</p>	<p>RELEASED to the website April 17, 2018</p> <p>NOTE: This version or later <u>IS REQUIRED</u> with JNIOR Series 4 JANOS Operating System <u>version 1.6.3 or greater</u>.</p> <p>+ Added the proper counting of active JNIORs to include the new JNIOR 412DMX.</p> <p>! Corrected an issue with the Support Tool finding JNIORs via Beacon across mixed networks.</p> <p>! Updated some logging</p>
<p>7.4.410.1512 10 April 2018</p>	<p>RELEASED to the website April 10, 2018</p> <p>NOTE: This version or later <u>IS REQUIRED</u> with JNIOR Series 4 JANOS Operating System <u>version 1.6.3 or greater</u>. This is because the BEACON technology now uses a ‘login’ to connect to the JNIOR. Support Tool version 7.4 handles the login so you can set your JNIOR IP configuration using the Beacon tab.</p> <p>+ Updated the Support Tool so that it now works on Windows XP, 7, 8 and 10.</p> <p>! Corrected an issue with Support Tool version 7.3 that would cause the Support Tool to stop working when the IP Configuration settings sent via Beacon did not match what came back from the JNIOR. This issue was primarily seen when the time zone was still the default value on the JNIOR. The time zones in the current JANOS versions were enhanced when compared to older versions of JANOS so there would be a mismatch.</p> <p>! Other minor bug fixes</p>

Version	Comments									
<p>7.3.330.1130 30 March 2018</p>	<p>RELEASED to the website March 30, 2018</p> <p>NOTE: This version <u>IS REQUIRED</u> with JNIOR Series 4 JANOS Operating System <u>version 1.6.3 or greater</u>. This is because the BEACON technology now uses a 'login' to connect to the JNIOR. Support Tool version 7.3 handles the login so you can set your JNIOR IP configuration using the Beacon tab.</p> <p>+ Added login capability for the Beacon technology to work with JANOS v1.6.3 and up.</p> <p>+Added the capability for the Support Tool to work with a JNIOR that does NOT have the jnior/jnior username and password. You will be prompted to enter the username and password wherever it is needed. This includes running Update projects and transferring devices and macro files.</p> <p>+ Added additional functionality for using the JNIOR IP list. You can now create, edit, and save various lists of JNIOR IP addresses. You can enter the username and password for JNIORS that are NOT using jnior/jnior</p> <p>Right-click on the Beacon tab to show the JNIOR List options.</p> <p>The JNIOR List loaded will be displayed in the lower right corner of the Beacon tab</p> <p>Any JNIOR listed in the Beacon tab because of the JNIOR List will be colored 'blue'.</p>   <table border="1" data-bbox="386 1543 1039 1648"> <tbody> <tr> <td>211010670</td> <td>Rick_Cinema_310JR</td> <td>10.0.0.222</td> </tr> <tr> <td>717030837</td> <td>Rick_Environ_Nick_NONjnior</td> <td>10.0.0.245</td> </tr> <tr> <td>716190001</td> <td>Rick_Environ_Sensors</td> <td>10.0.0.253</td> </tr> </tbody> </table> <p>! Other minor bug fixes</p>	211010670	Rick_Cinema_310JR	10.0.0.222	717030837	Rick_Environ_Nick_NONjnior	10.0.0.245	716190001	Rick_Environ_Sensors	10.0.0.253
211010670	Rick_Cinema_310JR	10.0.0.222								
717030837	Rick_Environ_Nick_NONjnior	10.0.0.245								
716190001	Rick_Environ_Sensors	10.0.0.253								

Version	Comments
<p>7.1.512.715 12 May 2017</p>	<p>RELEASED to the website June 8, 2017</p> <p>+ Added a Raw UDP device for the Devices tab. Can enter an IP address of 255.255.255.255 or a specific IP address.</p> <p>+ Added the Set Time function under Tools so you can set the clock on the JNIOR to match your PC or manually set a date and time.</p>  <p>! Fixed the issue where the Configure - IP Configuration would not set the time zone.</p> <p>! Fixed an issue with a Managed IP List to better find the listed IP addresses.</p> <p>! Other minor bug fixes</p>
<p>7/15/2016</p>	<p>NEW JNIOR Support Tool 7.0</p> <p>The JNIOR Support Tool 7.0 has a variety of new features to work better with the JNIOR Series 4.</p> <p>INTEG recommends that ALL users of the JNIOR Series 4 utilize Support Tool 7. Series 3 users can also use Support Tool 7.</p> <p>NOTE: Support Tool 7 is a separate installation from Support Tool 6 so you can have BOTH versions installed on your PC, but you can ONLY launch one version at a time.</p>
<p>7.0.715.1528 7/15/2016</p>	<p>Initial release of Support Tool 7.</p> <p>Improved support for the JNIOR Series 4</p> <p>New command buttons on some tabs</p> <p>New features on updated tabs described in pop-up information boxes</p> <p>Update projects always remain as ZIP files. They are no longer unzipped. Zip files remain in original location and are not pulled into the Support Tool folder structure.</p> <p>Snapshots and Backup/Duplicates are automatically stored as zip files for easy transfer. They do not have to be zipped as required with earlier versions of the Support Tool.</p>
<p>6.2 3/13/2014</p>	<p>Continued support for the JNIOR Series 4</p>

Version	Comments
6.1 9/25/2013	Continued support for the JNIOR Series 4 Ability to execute a Telnet command as part of an update project
6.0 4/4/2013	Support for JNIOR Series 4 Backup ability implemented on the Snapshot tab. To restore a backup you will use the update project tab. Cinema_Manager object added to the macro devices. This allows messages to be sent to the Cinema Manager application as well as run intermission logic. On the Macro tab, for an action using the Send command, you can enter a string in the data field with commas. The string needs to start and end with double quotes. Removed the 20 macro action limit
5.3 12/28/2012	Fixed the issue where the 4 th octet was not being shown for the IP Address in the Configuration window.
5.2 11/1/2012	Now showing helpful tips at startup. You can stop this from showing by unchecking the "Show at startup" checkbox. The connection bar now remains when you right click on the JNIOR to launch the TELNET connection in beacon. The spreadsheet view on the bottom of the macro and device tabs window is now configurable as to whether it is displayed or not. It is shown by default. The spreadsheet view can be enabled or disabled via the Device and Macro menus. Added MASTER_AMP_POWER_STANDBY command for the QSC sound processor. Added preserve and restore steps for update projects. This enables the user to be able to automatically preserve certain files at the beginning of an update project and restore them automatically if they do not exist on the JNIOR at the end of the update. This may be needed for people performing system memory clear during the reboot step. Implemented a new method for determining if the JNIOR Support Tool application is already running. The previous method would not work if another window had the same name. For example a windows explorer window could be opened with a directory named JNIOR Support Tool. Cleaned up the JNIOR Configuration window. Added the HEX String Sender application to the support tool for creating and testing JNIOR protocol commands for all I/O actions. The HEX strings can be sent to the JNIOR from various sources. Added a help column to the action view on the Macro Tab. This aids in configuring a device without the need of the specific device documentation. Fixed a bug in the Macro Execution application where an attempt to connect when an IP Address was not specified would cause the application to crash. Fixed a bug that prevented the ability to open an FTP window on windows 7. Added the ability to chart JNIOR memory through beacon. Available in JNIOR OS 4.5 and later. You can configure the update rate and the viewable duration per JNIOR.

Version	Comments
<p>5.1 6/8/2012</p>	<p>Added a Registry Editor tab. The Registry Editor can handle multiple JNIORS. The Registry Editor will show default registry keys that do not show up in the registry on the JNIOR itself.</p> <p>Added a menu option for "Edit Registry" in the Beacon right click drop down.</p> <p>Changed the Manage IP List to Manage JNIOR Listing.</p> <p>Added the ability to auto generate a range of IP Addresses in the Manage JNIOR Listing. You can also define a factor so that IP Addresses will only be generated every X addresses.</p> <p>Added the ability to Save your Listing as a file so that it can be loaded later.</p> <p>Added a Load Saved JNIOR Listing menu option in the Beacon right click drop down. This will allow you to load the listing that was generated in the Manage JNIOR Listing dialog.</p> <p>Some minor fixed to the log aggregator</p> <p>Fix to the update tab where if you opened a project that was downgrading the Operating System but unchecked the box it would still warn you about the downgrade.</p>
<p>5.0 5/8/2012</p>	<p>Multiple JNIORS can now be updated at the same time. The default value is 3 but the user can change this number up to 25. To change this value use the Set simultaneous update count menu option in the Options menu.</p> <p>IP Lists can be generated in the Manage Listing window available on the beacon tab. You can specify a start address, a multiplier and a count to generate the list of addresses.</p> <p>IP Lists can be saved and loaded allowing users to save a specific listing per location. This is helpful for remote connections where beacon broadcast functionality is not available.</p> <p>Command line allows text selection as well as a right click copy option.</p> <p>Implemented a check for downgrading the JNIOR Operating System.</p>
<p>4.6 4/17/2012</p>	<p>The window settings are now saved and restored the next time the support tool is opened</p>
<p>4.5 2/20/2012</p>	<p>Wake On Lan added to the macro actions</p> <p>A few minor bug fixes</p> <p>When changing a macro or device file to a file with a different name a popup appears that asks the user if they wish to restart the cinema application</p> <p>The command line or telnet window will no longer detect the connection loss in 30 seconds but rather will detect it on the next key press</p>
<p>4.4</p>	<p>Fixed an issue that was preventing the jnior.ini from being uploaded successfully</p> <p>Fixed an issue that was causing the uploaded file size check to fail</p> <p>Fixed a bug where non United States location settings were causing the date to be parsed incorrectly when using log aggregator</p> <p>Changed the display of the date to show location specific formatting in the log aggregator</p>

Version	Comments
<p>4.3 11/4/2011</p>	<p>Added wildcard handling to the cleanup and delete file steps in the update tab</p> <p>Menu item to quickly navigate windows explorer to the Support Tool file directory</p> <p>The Support Tool will check with home.integpg.com to see if there is an update available. You will then be able to click download and install</p>
<p>4.2 10/7/2011</p>	<p>Changes to the Command Line window to offer more options like the ability to set serial port options for baud rate, data bits, stop bits, parity and flow control</p> <p>Fixed various bugs</p>
<p>4.1 9/19/2012</p>	<p>Officially supports the Control Panel</p> <ul style="list-style-type: none"> LED off, steady on, flash rates (slow, medium, and fast) Soft, Medium and Loud Alarms Custom Alarm Silence Alarm <p>Device tab offers suggestions for termination string as well as allows a custom entry</p> <p>Device tab offers default port selection for Series 1 and Series 2 projectors for Barco and NEC</p> <p>Updates no longer use version information in the registry to determine if an update is needed. The file is now downloaded and a MD5 check is performed</p> <p>The Macro Execution control will now be able to connect to a JNIOR that has changed its JNIOR Protocol Port to something other than 9200</p> <p>Fixed various bugs</p>
<p>4.0</p>	<p>Changed the handling of file checks and file deletes to use a Telnet connection instead of FTP on the Devices and Macro tabs</p> <p>The Devices and Macro tabs will prompt the user to restart any application that depends on the changes to the respective files</p> <p>Allows scheduling of Relay Output actions at the same timing mark in a macro</p> <p>Added better filtering options in the snapshot window</p> <p>Fixed various bugs</p>
<p>3.7</p>	<p>Using the new JniorUpdateLibrary DLL</p>
<p>3.6</p>	<p>Removed Picture Mute and Unmute from the NEC device and added Lamp On / Off in the Macro tab</p>
<p>3.1</p>	<p>A reboot.jnior application will be loaded on the jnior and executed to guarantee a reboot is successful if the version is < 3.6</p> <p>If uploading a file to a flash directory fails, and attempt to run jrflash from a telnet session is attempted</p> <p>No longer moves the update project zip file to the update projects directory</p> <p>Prompts the user where to save the update package</p>

Version	Comments
3.0	<p>Changed the IP Address text boxes</p> <p>Fixed various bugs related to Windows 7 testing</p> <p>Added the ability for the Log Aggregator tab to handle zip files</p> <p>Fixed a bug where the support tool couldn't open old device files</p>
2.5	<p>Implemented the JSD100 device</p> <p>Some bug fixes to the various tabs in regard to FTP functionality</p> <p>Fixes to snapshot features</p> <p>Changed the location of files from the program files directory to the user's application data directory. This was done because not all users have permission to save files to the program files directory.</p>
2.3	<p>Changed the Update JNIOR OS Step in the update tab to perform a validation check after the reboot has occurred. This will make sure that the OS was updated. If the check fails the step is repeated up to 3 times.</p>
2.2	<p>Bug fix in Beacon tab when trying to configure a JNIOR on the same physical network but with a different IP scheme</p>
2.1	<p>General Bug Fixes</p>
2.0	<p>"Find Target" was implemented in the Snapshot tab</p> <p>You can now double click on a file in the snapshot tab and an attempt will be made to open the file in windows explorer.</p> <p>Bug fix in Beacon tab when trying to configure a JNIOR via Point-to-Point UDP</p>
1.4	<p>The Beacon Tab now has a "Manage IP List" menu item. This functionality enables the user to manage a list of JNIOs that might not be visible by broadcast UDP packets.</p> <p>The Update tab now enables multiple JNIOR updates. The view is now a tree view with branches being JNIOs and the leaves being the steps of the update.</p> <p>A new tab has been added called "JNIOR Snapshot". JNIOR Snapshot allows a user to pull back ALL of the files on the JNIOR at once creating a "snapshot" of the JNIOR at an instance of time.</p> <p>When a file cannot be opened in the devices or macro tab, a friendly message is now shown</p> <p>A new Cleanup step was added so that multiple files can be deleted in one step</p>
1.3	<p>The JNIOR connection will now query the JNIOR for the JNIOR Protocol port if a connection cannot be established on the default port, port 9200.</p> <p>Fixed a bug where a MissingMethodException was thrown during the Reboot step.</p>